

# Ultracur3D<sup>®</sup> ST 1400

Tough | High Impact | Clear

## Extended TDS

Complete Technical Documentation  
and Testing Summary



Version: 1.0

# Contents

---

Technical Data Sheet .....	3
Long-Term UV.....	5
Biocompatibility .....	7
Sterilization .....	8
Material Model & FEA Simulation .....	9

# Technical Data Sheet

Multi-purpose resin with superior toughness and durability.

General Properties	Norm	Typical Values
Appearance	-	Clear
Viscosity, 25°C	Cone/Plate Rheometer <sup>1)</sup>	390 mPas
Viscosity, 30°C	Cone/Plate Rheometer <sup>1)</sup>	280 mPas
Density (Printed Part)	ASTM D792	1.2 g/cm <sup>3</sup>
Density (Liquid Resin)	ASTM D4052-18a	1.12 g/cm <sup>3</sup>

Tensile Properties <sup>2)</sup>	Norm	Typical Values
E Modulus	ASTM D638	1900 MPa
Ultimate Tensile Strength	ASTM D638	45 MPa
Elongation at Break	ASTM D638	43%

Flexural Properties	Norm	Typical Values
Flexural Modulus	ASTM D790	1540 MPa
Flexural Strength	ASTM D790	80 MPa

Impact Properties	Norm	Typical Values
Notched Izod (Machined), 23°C	ASTM D256	43 J/m
Unnotched Izod, 23°C	ASTM D256	930 J/m
Notched Charpy (Machined), 23°C	ISO 179-1	4.6 kJ/m <sup>2</sup>

Thermal Properties	Norm	Typical Values
HDT at 0.45 MPa	ASTM D648	57°C
HDT at 1.82 MPa	ASTM D648	48°C

The data contained in this publication is based on our current knowledge and experience. In view of the many factors that may affect processing and application of our product, this data does not relieve processors from carrying out their own investigations and tests; neither does this data imply any guarantee of certain properties, nor the suitability of the product for a specific purpose.

Any descriptions, drawings, photographs, data, proportions, weights etc. given herein may change without prior information and do not constitute the agreed contractual quality of the product. It is the responsibility of the recipient of our products to ensure that any proprietary rights and existing laws and legislation are observed.

The safety data given in this publication is for informational purposes only and does not constitute a legally binding MSDS. The relevant MSDS can be obtained upon request from your supplier or you may contact BASF 3D Printing Solutions GmbH directly at [sales@basf-3dps.com](mailto:sales@basf-3dps.com).

Biocompatibility	Norm	Typical Values
Cytotoxicity – Neutral Red	ISO 10993-5 (2009)	PASS <sup>4)</sup>
Cytotoxicity – MTT	ISO 10993-5 (2009)	PASS <sup>4)</sup>
Human Skin Irritation <sup>3)</sup>	ISO 10993-10 (2013)	PASS <sup>4)</sup>
In vitro Sensitization Testing- KeratiSens™	prEN ISO 10993-10 (2020)	PASS <sup>4)</sup>

Other	Norm	Typical Values
Hardness Shore D	ASTM D2240	78
Water Absorption, Short-Term (24 hours)	ASTM D570	0.33%

### Mechanical properties overview

- 1) Determined with TA-Instrument DHR rheometer, cone/plate, diameter 60 mm, shear rate 100 s<sup>-1</sup>
- 2) Tensile type ASTM D638 type IV, Pulling speed 5 mm/min
- 3) Patch test on 30 volunteers
- 4) For the statement on Biocompatibility data see Chapter: [Biocompatibility](#).
- 5) If not noted otherwise, all specimens are 3D printed. Samples were tested at room temperature, 23°C. ASTM sample size (L x W x H): ASTM D790 80 x 4 x 10 mm, ASTM D256 63 x 3.2 x 12 mm, ASTM D648 127 x 3.2 x 13 mm, ISO 179-1 80 x 4 x 10 mm

The data contained in this publication is based on our current knowledge and experience. In view of the many factors that may affect processing and application of our product, this data does not relieve processors from carrying out their own investigations and tests; neither does this data imply any guarantee of certain properties, nor the suitability of the product for a specific purpose.

Any descriptions, drawings, photographs, data, proportions, weights etc. given herein may change without prior information and do not constitute the agreed contractual quality of the product. It is the responsibility of the recipient of our products to ensure that any proprietary rights and existing laws and legislation are observed.

The safety data given in this publication is for informational purposes only and does not constitute a legally binding MSDS. The relevant MSDS can be obtained upon request from your supplier or you may contact BASF 3D Printing Solutions GmbH directly at [sales@basf-3dps.com](mailto:sales@basf-3dps.com).

# Long-Term UV

Durability is a key feature for the components utilized within many industries, as they expect the materials used to withstand years of exposure to the elements. Through the effects of UV radiation, photopolymers can degrade over time. The aging can be caused by the influence of UV light, heat and water. The degree of ageing depends on duration and intensity.

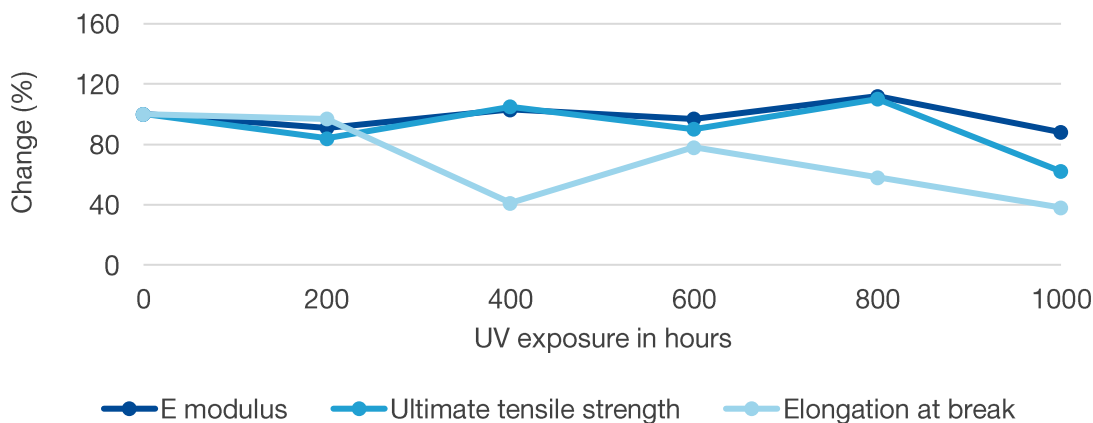
## Test Method and Specimens

The ageing tests were performed with ASTM D638 type IV tensile bars and color cones as per ISO 4892-2:2013 method A, cycle 1.

Cycle No.	Exposure period	Irradiance		Black standard temperature in °C	Chamber temperature in °C	Relative humidity in %
		Broadband (300 nm to 400 nm) in W/m <sup>2</sup>	Narrowband (340 nm) in W/(m <sup>2</sup> nm)			
1	102 min dry	60 ± 2	0.51 ± 0.02	65 ± 3	38 ± 3	50 ± 10
	18 min water spray	60 ± 2	0.51 ± 0.02	-	-	-

*Testing conditions for ISO 4892-2 method A, cycle 1*

## Mechanical Testing



*Change in mechanical properties after accelerated weathering*

The final values after 1000 hours of long-term UV exposure can be found below.

Property	Before long-term UV exposure	After 1000 hours of UV exposure
E modulus	1880 MPa	1650 MPa
Ultimate tensile strength	45 MPa	28 MPa
Elongation at break	43%	16%

*Mechanical properties before and after 1000 hours of UV exposure as per ISO 4892:2 method A*

### Coloration

After being exposed up to 1000 hours, the color shows some yellowing but overall stays fairly stable.



*Effect of UV exposure on color of the specimens*

# Biocompatibility

**Product: Ultracur3D® ST 1400**

Revision: 02<sup>nd</sup> of May 2022

---

**3D printed test items of the above stated product have fulfilled the requirements of tests as stated below:**

**Cytotoxicity Testing- Neutral Red:**

(ISO 10993-5 (2009))

**Cytotoxicity Testing- MTT:**

(ISO 10993-5 (2009))

**Human Skin Irritation Test:**

(ISO 10993-10 (2013))<sup>6)</sup>

**In vitro Sensitization Testing- KeratinoSens™**

(prEN ISO 10993-10 (2020))

<sup>6)</sup> Patch test on 30 volunteers

The biocompatibility tests were recorded on test specimen of the above referenced product to show compatibility of the material in general. The biocompatibility tests listed are not part of any continuous production protocol. The test assessments reflect only the test specimen and have to be retested on the final product. It remains the responsibility of the device manufacturers and /or end-users to determine the suitability of all printed parts for their respective application.

**For notice:**

We give no warranties, expressed or implied, concerning the suitability of above-mentioned product for use in any medical device and pharmaceutical applications. All information contained in this document is given in good faith and is based on sources believed to be reliable and accurate at the date of publication of this document.

It is the responsibility of those to whom we supply our products to ensure that any proprietary rights and existing laws and legislation are observed. The certificate is exclusively for our customers and respective competent authorities. It is not intended for publication either in printed or electronic form (e.g. via Internet) by others. Thus, neither partial nor full publication is allowed without written permission. This product information was generated electronically and is valid without signature.

# Sterilization

Sterilization is an essential requirement in many applications especially when used in the medical field. Testing not only ensures the material quality but also determines how effectively the chosen sterilization process is eliminating potential microorganisms.

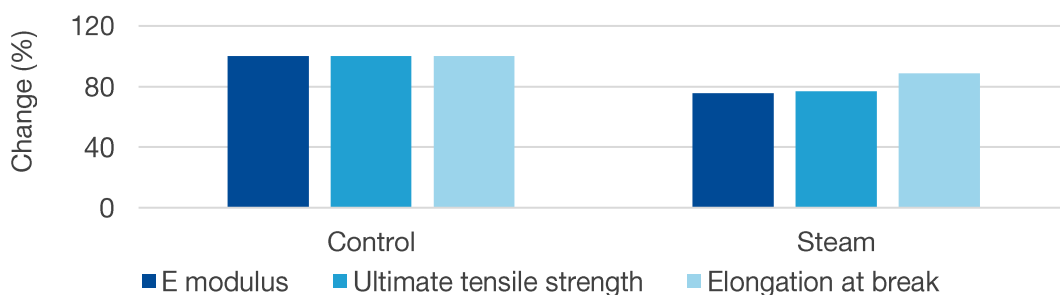
## Test Method and Specimens

### Steam Sterilization

Steam sterilization parameters	Settings
Vacuum pulses	4
Temperature	134°C
Pressure	210 kPa
Holding time	4 minutes
Drying time	20 minutes

*Testing conditions steam sterilization*

### Mechanical Testing



*Change in mechanical properties after sterilization*

### Coloration

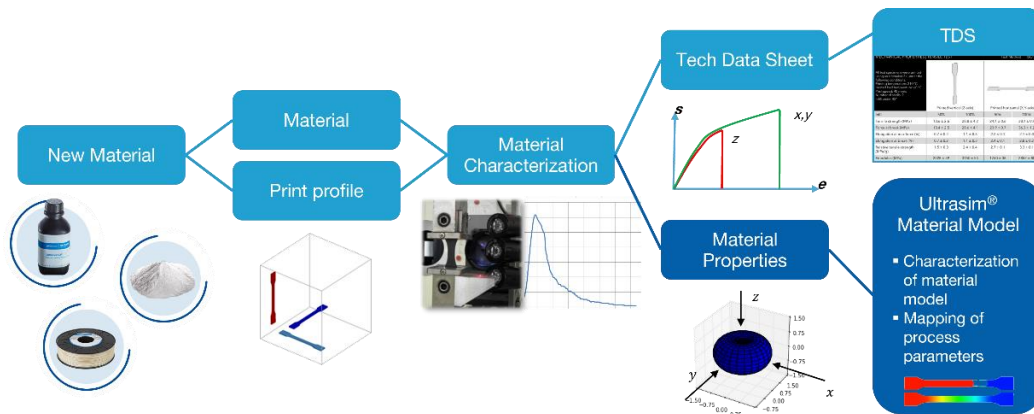


*Color samples before and after sterilization*



# Material Model & FEA Simulation

3D simulation helps to speed up the engineering process using a digital twin. We offer 3 easy methods to get started. Support is available on request ([ultrasim3d-support@basf-3dps.com](mailto:ultrasim3d-support@basf-3dps.com)).



Material modeling workflow

Raw Material Data	3D Simulation	Material Model as a Service
<p><b>Starter:</b> Get the curves behind our TDS data to start basic simulation work.</p>	<p><b>Premium:</b> We run the simulation for you. We help you to speed up your engineering process and increases confidence in part performance using a digital twin of your part.</p>	<p><b>Enterprise:</b> Use our in-house developed material models for 3D-Printing incl. anisotropy of the process and FEA support of our experienced virtual engineers.</p> <ul style="list-style-type: none"> <li>Anisotropic</li> <li>Nonlinear</li> <li>Strain-rate sensitive</li> <li>Tensile-compression asymmetry</li> <li>Failure modelling</li> <li>Temperature dependent</li> </ul>

Ultrasim® 3D simulation (FEA)

	Available temperatures			Strain rate / loads		Print Orientation / Anisotropy
	Low	23°C	High	Quasi static	High speed	
<b>Ultracur3D® ST 1400</b>		●		●		

- Validated, available as Material Data Set (Can be converted into a Ultrasim® Material Model)
- Validated, available via Ultrasim® Material Model
- Preliminary

Simulation material availability